

Speedy

M5410 L

SMALL ON/OFF LINEAR VALVE ACTUATORS

PRODUCT DATA



FEATURES

- Suitable for ON/OFF control without feedback
- Short runtime
- Electronic switch-off in the end position ensures long-term reliability and saves energy
- Furnished with prewired connection cable
- Simple, standardized valve/actuator coupling – thus, no tools required for mounting
- Small size allows installation where space is limited
- High resistance to glycol and other chemicals

SPECIFICATIONS

Input voltage

M5410L1001/1506 and
M5410L4005/4500 230 Vac, +10...-15%; 50 Hz

Power consumption

M5410L1001/1506 and
M5410L4005/4500 <1.5 W during operation
<0.5 W in end position

Input signal

1 mA

Control mode

ON/OFF

Stroke

2.5 mm and 6.5 mm

Runtime (push/pull)

ca. 1.8 mm/s and 0.4 mm/s

Stem force

100 N (minimum)

Protection standard

IP 54

Insulation class

II

Connection cable

1.5 m

Max. cable length

See section "Wiring" on page 3

Ambient operating limits

0...60 °C

Weight

0.2 kg

Suitable valves

V5822/23, V5832/33 in
DN15/20 and V100/V2000 TRV

APPLICATION

The Honeywell M5410L actuators are designed specifically to provide ON/OFF control in conjunction with the V5822/23 and V5832/33 series of small linear valves (DN15/20) as well as with the V100/V2000 TRV series.

The M5410L actuators are suitable for use in all kinds of fast-acting ON/OFF control systems, including boiler and solar systems, fan coil units, induction units, small reheaters, and recoolers as well as for zone control applications. They are employed in electronic temperature control systems using hot and/or cold water as the controlled medium.

The M5410L actuators are operated by an SPST signal.

VERSIONS

OS number	power supply	stroke	action at open contact	manual operation	stem force (min.)
M5410L1001	230 Vac	6.5 mm	stem retracts	provided by the valve adjustment cap	100 N
M5410L1506			stem extends		
M5410L4005		2.5 mm	stem retracts		
M5410L4500			stem extends		

OPERATION

The actuator movement is produced by a screw spindle driven in both directions through a set of gears by a d.c. motor. The motor is switched OFF electronically when the actuator has built up the closing force. The actuator is fixed to the valve body by means of a coupling ring requiring no tools for mounting. The actuator is maintenance-free and furnished complete with a ready-to-wire connecting cable.

MOUNTING

NOTE: The actuator may be mounted only either beside or above the valve. Adjust the valve in the proper position before mounting the actuator.

Remove the adjustment cap before fixing the actuator to the valve. For easy mounting, ensure that the actuator is in the "retracted" (factory-supplied) position before fixing the actuator to the valve body. The actuator must be mounted by hand. Do not use tools or additional force, as that could damage the actuator and valve.

DIMENSIONS

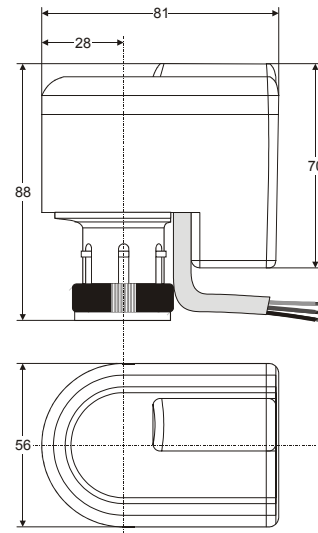


Fig. 1. Dimensions (in mm)

WIRING

⚠ CAUTION

- Newer models (identified by the subscript "2" at the end of the model number appearing on the manufacturer's plate, e.g. "M5410L1001₂") are protected against miswiring. Incorrect wiring will damage older models (lacking the subscript "2").

The electrical installation must comply with Fig. 2.

NOTE: The maximum permissible cable length (use 3 x 1.5 mm²) between the actuator and the controller is 40 m. If a suppression capacitor (max. 1.5 nF) has been installed in the line, the max. permissible cable length is 15 m. Exceeding this limit will result in actuator malfunction.

NOTE: Older models (lacking the subscript "2") should not be wired in parallel with newer models (e.g. "M5410L1001₂") as the older models will then not function properly. ≤

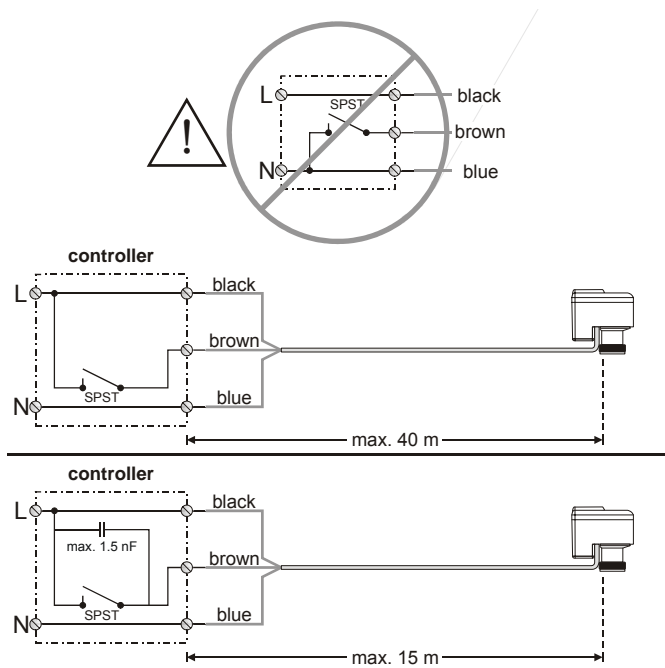


Fig. 2. Electrical wiring

ACTION

M5410L1001/M5410L4005

Closing the contact at the brown cable will drive the actuator to the "extended" position. Upon opening the contact, the actuator will drive back to the "retracted" position.

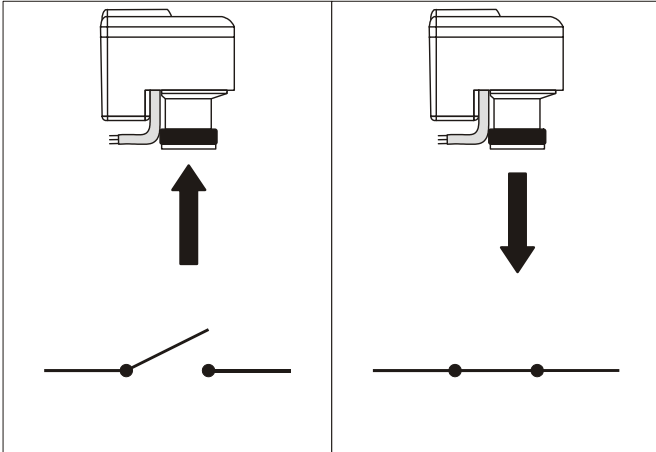


Fig. 3. Action of M5410L1001/M5410L4005

M5410L1506/M5410L4500

Closing the contact at the brown cable will drive the actuator to the "retracted" position. Upon opening the contact, the actuator will drive back to the "extended" position.

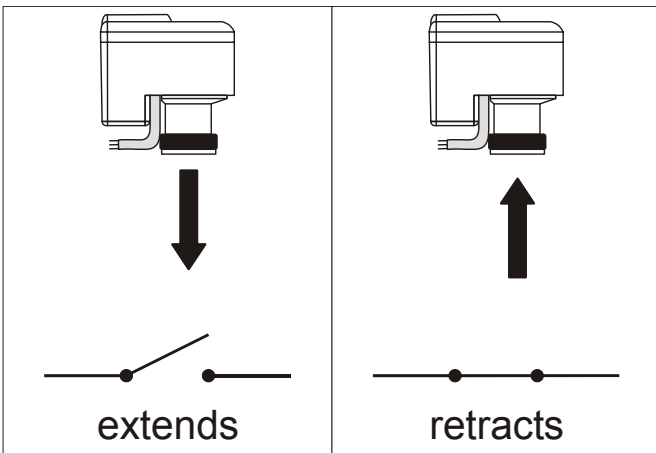


Fig. 4. Action of M5410L1506/M5410L4500

Honeywell

Manufactured for and on behalf of the Environmental and Combustion Controls Division of Honeywell Technologies Sàrl, Ecublens, Route du Bois 37, Switzerland by its Authorized Representative:

Automation and Control Solutions

Honeywell GmbH
Böblinger Straße 17
D-71101 Schönaich
Phone: (49) 7031 63701
Fax: (49) 7031 637493
<http://europe.hbc.honeywell.com>

Subject to change without notice. Printed in Germany

**DIN EN ISO
9001/14001**